

# ASSEMBLY INSTRUCTION

## ITEM NO : SH1152-36

### 5PCS PACK COUNTER HEIGHT SET - TABLE



Thank you for purchasing this product. Please take time to read and follow the instructions below. Check that you have all parts and hardware before assemble. Parts apparently missing are often found in the paking materials. If you do not have all the parts listed, have your dealer contact us and they will be sent to you immediately.



It is recommended to install protective pads under all legs and supports to avoid damage or scratches when placing furniture on a wood floor or other hard surcafe, and to limit indentation and prevent discoloration if placing on carpet.


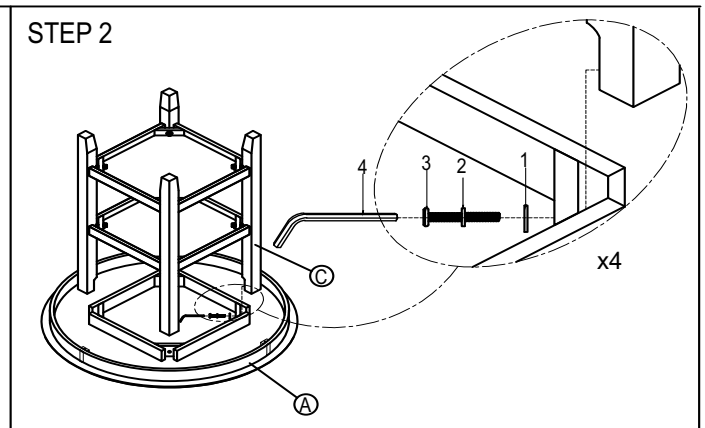
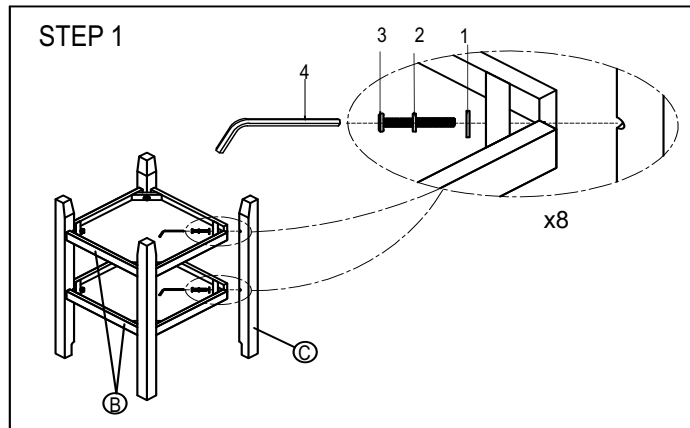


Hardware may loose over time. Periodically check to make sure all connection are tight. Re-tighten if necessary.

PARTS LIST			
NO	SKETCH	DECRPTION	Q'TY
A		TableTop	1 pc
B		Table Shelves	2 pcs
C		Table Legs	4 pcs

HARDWARE LIST				
NO	SKETCH	DECRPTION	SIZE	Q'TY
1		Flat Washers	5/16" x 3/4" x 0.08"	12 pcs
2		Lock Washers	5/16" x 1/2" x 0.08"	12 pcs
3		Bolts	5/16" x 65mm	12 pcs
4		Allen key	4mm	1 pc

\* ABOVE HARDWARE ARE PACKED IN #SH1152-36 FOR ASSEMBLY.



# ASSEMBLY INSTRUCTION

## ITEM NO : SH1152-36

### 5PCS PACK COUNTER HEIGHT SET - CHAIR



Thank you for purchasing this product. Please take time to read and follow the instructions below. Check that you have all parts and hardware before assemble. Parts apparently missing are often found in the paking materials. If you do not have all the parts listed, have your dealer contact us and they will be sent to you immediately.



It is recommended to install protective pads under all legs and supports to avoid damage or scratches when placing furniture on a wood floor or other hard surcafe, and to limit indentation and prevent discoloration if placing on carpet.



Hardware may loose over time. Periodically check to make sure all connection are tight. Re-tighten if necessary.

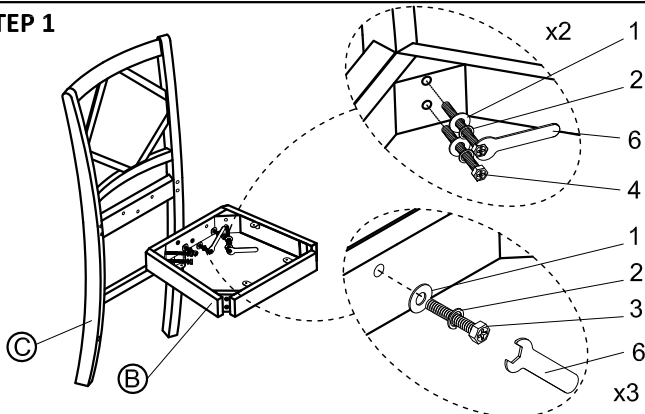
PART LIST			
NO	SKETCH	DESCRIPTION	Q'TY
A		Cushion Seat	4 pcs
B		Seat Frame	4 pcs
C		Chair Back	4 pcs
D		Side Stretchers (Left & Right)	8 pcs
E		Front Stretchers	4 pcs
F		Front legs (Left & Right)	8 pcs

HARDWARE LIST				
NO	SKETCH	DESCRIPTION	SIZE	Q'TY
1		Flat Washers	5/16" x 3/4" x 0.08"	44 pcs
2		Lock Washers	5/16" x 1/2" x 0.08"	44 pcs
3		Bolts	1/4" x 45mm	12 pcs
4		Bolts	1/4" x 75mm	16 pcs
5		Nuts	5/16"	16 pcs
6		Allen Wrench	5/16"	1 pc
7		Wood Screws	#4 x 38mm	24 pcs
8		Wood Screws	#4 x 15mm	16 pcs

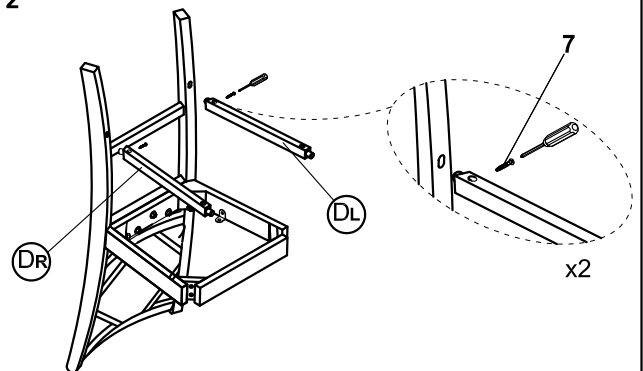
\* ABOVE HARDWARE ARE PACKED IN #SH1152-36 FOR ASSEMBLY.  
\* SCREW DRIVER (NOT PROVIDED).



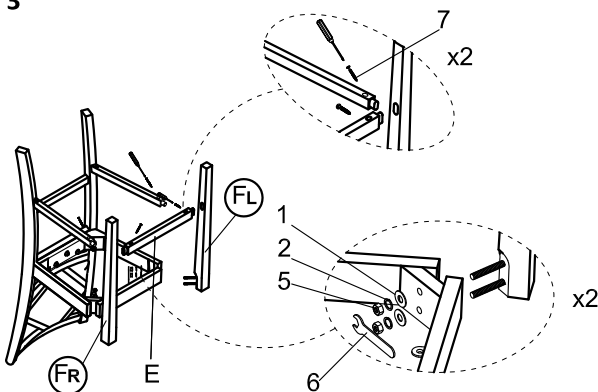
#### STEP 1



#### STEP 2



#### STEP 3



#### ASSEMBLY COMPLETED

