



# Assembly Instruction

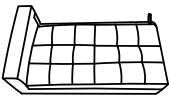

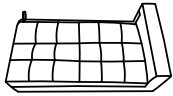

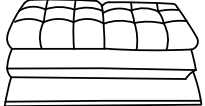
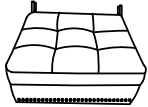
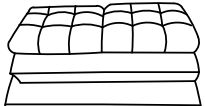
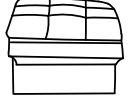



ITEM NO:9957NGY/NCH-TS/CA

9957NGY/NCH-TS LSF & RSF 2-SEATERS, 2 PILLOWS

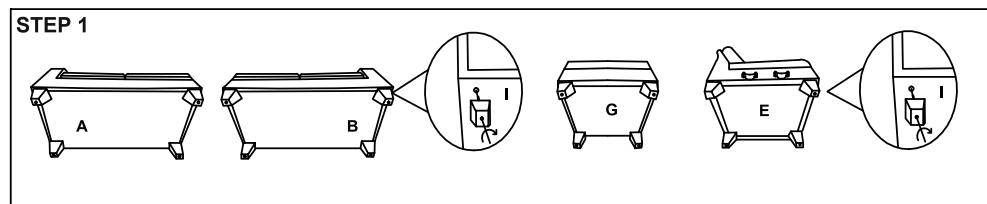
9957NGY/NCH-CA CORNER SEAT & ARMLESS CHAIR, 1 PILLOW

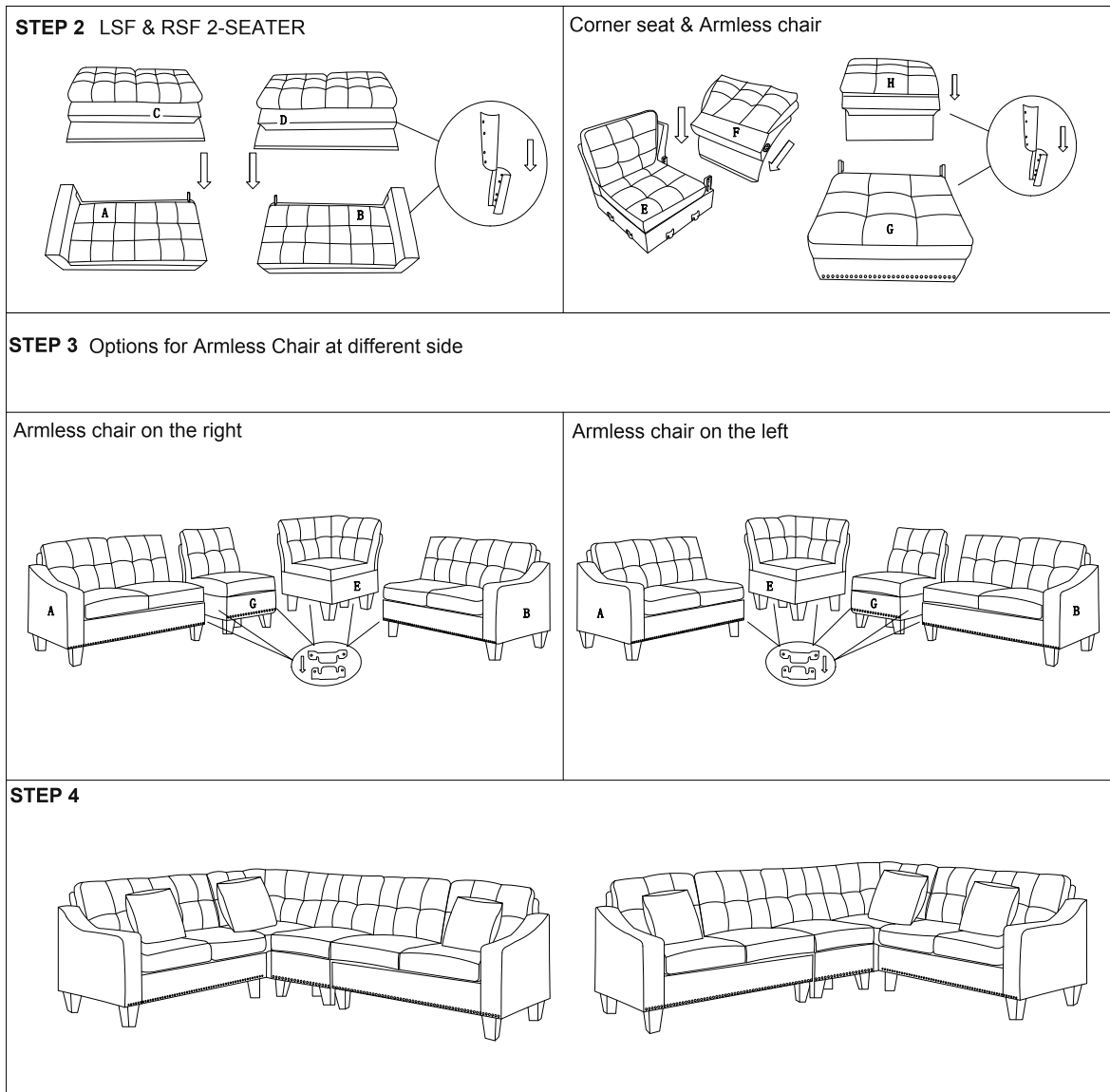
**NOTE: Do not use power tools for assembly. Power tools increase the risk of over tightening which lead to splitting or cracking the wood.**

## COMPONENT LIST

BOX-1 9957NGY/NCH-TS		BOX-2 9957NGY/NCH-CA			
A		LSF Seat frame 1 PC	E		Corner seat frame with LSF Corner back cushion 1 PC
B		RSF Seat frame 1 PC	F		RSF Corner back cushion 1 PC
C		LSF Loveseat back cushion 1 PC	G		Armless chair seat frame 1 PC
D		RSF Loveseat back cushion 1 PC	H		Armless chair back cushion 1 PC
I		Plastic leg 16 PCS	J		Pillow 1 PC
J		Pillow 2 PCS			

Legs are packed with bubble bag and stored on the bottom of seat, please take out for assembly





**CARE INSTRUCTION FOR 100% POLYESTER FURNITURE:**

**In order to maintain the original appearance of your 100% polyester furniture, please follow below care procedures:**

- **Avoid exposing furniture directly to sunlight or heating and air conditioning outlets. Sunlight and/ or exposure to heating and air conditioning outlets will fade/damage 100% polyester. Do not place your upholstered furniture too close to windows, radiators, or vents, and be sure to use window treatments to block the sun's rays.**

- **Wipe with a soft brush to remove dust.**

**⚠ For items use on wooden floor, hard surfaces or carpets, it is recommended to install protective pads under all legs and supports to avoid/prevent from damages/scratches and discoloration.**