

ASSEMBLY INSTRUCTION

GROUP NO: SH8378BLK/GRY

ITEM NO: SH8378-L/R

Thank you for purchasing this product. Please take time to read and follow the instructions below. Check that you have all parts and hardware before assembly. Parts apparently missing are often found in the packing materials. If you do not have all the parts listed, have your dealer contact us and they be sent to you immediately.









▲ It is recommended to install protective pads under all legs and supports to avoid damage or scratches when placing furniture on a wood floor or other hard surface, and to limit indentation and prevent discoloration if placing on carpet.








NOTE: Do not use power tools for assembly. Power tools increase the risk of over tightening which lead to splitting or cracking the wood.

HARDWARE FOR SH8378-L				
NO	DESCRIPTION	SKETCH	SIZE	QTY
1	Threaded		1/4 x 100 mm	5 pcs
2	Washer		1/4 x 2 mm	5 pcs
3	Washer		1/4 x 2 mm	13 pcs
4	Hexnut		1/4 x 6 mm	5 pcs
5	Wrench		1 / 4	1 pc
6	Threaded		1/4 x 30 mm	8 pcs
7	Allen wrench		4x59mm	1 pc

Above hardware are packed in SH8378-L










PARTS LIST FOR SH8378-L

NO	DESCRIPTION	DRAWING	PART NO	QTY
1	Backrest		A1	1pc
2	Armrest		A2	1pc
3	Frame		A3	1pc
4	Pillow		A4	2pcs
5	Pillow corner		A5	1pc
6	Cushion		A6	2pcs
7	L - Cushion		A7	1pc
8	Leg		E	4pcs

HARDWARE FOR SH8378-R				
NO	DESCRIPTION	SKETCH	SIZE	QTY
1	Threaded		1/4 x 100 mm	4 pcs
2	Washer		1/4 x 2 mm	4 pcs
3	Washer		1/4 x 2 mm	12 pcs
4	Hexnut		1/4 x 6 mm	4 pcs
5	Wrench		1 / 4	1 pc
6	Threaded		1/4 x 30 mm	8 pcs
7	Allen wrench		4x59mm	1 pc

Above hardware are packed in SH8378-R

PARTS LIST FOR SH8378-R

NO	DESCRIPTION	DRAWING	PART NO	QTY
1	Side backrest		B1	1pc
2	Long backrest		B2	1pc
3	Frame		B3	1pc
4	Left corner pillow		B4	1pc
5	Right corner pillow		B5	1pc
6	Pillow		A4	1pc
7	Cushion		B6	1pc
8	L - cushion		B7	1pc
9	Leg		E	4pcs

